

**HOSE, CORD & CABLE REELS**

**EZ-COIL<sup>®</sup>**

**SAFETY REELS**

**COXREELS SINCE 1923**



**Your Reel Source**

# INDEX

## HOW TO ORDER

TO GET THE PERFECT REEL..... pg **3**

## SPRING DRIVEN

**EZ-COIL**® & FEATURE FOCUS..... pg **4-5**

## **EZ-COIL**® SPRING DRIVEN

REELS..... pg **10-33**

## SPRING DRIVEN

ACCESSORIES ..... pg **17-18**

## TECHNICAL INFORMATION

WARRANTY & SAFETY INFO..... pg **19**

INDEX

SERIES	PAGE	SPRING DRIVEN	HAND CRANK	MOTORIZED	HOSE I.D. / CORD GA	MAX PSI / AMPS
 <b>EZ-P Series</b> Performance hose reels	<b>6</b>	•			1/4" - 1/2"	Up to 5000
 <b>EZ-SH Series</b> Heavy duty Super Hub™ hose reels	<b>7</b>	•			1/4" - 3/4"	Up to 5000
 <b>EZ-T Series</b> Supreme duty "truck mount" reels with Super Hub™ & a full frame	<b>8</b>	•			1/4" - 1"	Up to 5000
 <b>EZ-EN Series</b> Enclosed hose reels	<b>9</b>	•			1/4" - 1/2"	Up to 5000
 <b>EZ-E Series</b> Expandable bank system hose reels	<b>10</b>	•			1/4" - 1/2"	Up to 5000
 <b>EZ-S Series</b> Side mount hose reels	<b>11</b>	•			1/4" - 1/2"	Up to 5000

SERIES	PAGE	SPRING DRIVEN	HAND CRANK	MOTORIZED	HOSE I.D. / CORD GA	MAX PSI / AMPS
 <b>EZ-SG Series</b> Side mount hose reels with guide arm	<b>12</b>	•			1/4" - 1/2"	Up to 5000
 <b>EZ-PW &amp; EZ-SHW Series</b> Welding hose reels	<b>13</b>	•			1/4"	200
 <b>EZ-PC Series</b> Power cord reels	<b>14</b>	•			10 GA - 16 GA	Up to 35A
 <b>EZ-SD Series</b> Static discharge cable reels	<b>15</b>	•			3/32"	Up to 100A
 <b>EZ-DEF &amp; EZ-Fuel Series</b> DEF and fuel hose reels	<b>16</b>	•			1/2" - 1"	300
 <b>ACCESSORIES</b> Reel accessories & compability chart	<b>17 &amp; 18</b>	•			1/4" - 1" & 10 GA - 16 GA	5000



**THE SIZE, LENGTH AND TYPE OF HOSE TO BE HANDLED ARE PRIMARY FACTORS IN SELECTING THE PROPER REEL FOR YOUR JOB. THE FOLLOWING POINTS SHOULD BE CONSIDERED:**

### 1. HOSE I.D., O.D. & LENGTH

When space permits, select a reel with greater hose capacity than you require. This allows you to rewind the hose with less care and keeps the hose well protected within the disc dimension, even if the hose is not wound in uniform coils. (See hose selection chart below)

### 2. SIZE & TYPE OF SWIVEL JOINT & SEAL FOR INLET & OUTLET

In selecting your reel please note the size of your hose versus the inlet and outlet sizes. Reducing your fitting & hose size will allow for more hose capacity. Please refer to the o-ring seal compatibility chart on page 50 for special application requirements.

### 3. RETRACTION METHOD & PROPER USE

Choose from Spring Driven, Hand Crank or Motor Driven retraction.

**SPRING DRIVEN:** Automatic rewind requiring no power source. Operator is to guide the hose or cord as it self-retracts and wraps around the drum.

**For models to be mounted 15 feet above the floor, consult factory & specify on P.O.'s for proper spring retraction motor.**

**HAND CRANK:** Operator must manually crank the reel and guide the hose or cord evenly as it wraps around the drum to reach full capacity.

**MOTOR DRIVEN:** Requires a power source to operate in AC, DC, Air or Hydraulic power. On/Off switches and speed controllers are available to help control retraction speed. You must guide the hose or cord efficiently back on the reel to reach full capacity.

### 4. MOUNTING POSITION

Determine which mounting position you require. All reels are shipped in the floor-ceiling mount (FM) position with the exception of the "T," "EN," and "SD" Series, which are shipped in the wall-truck mount (WM) position. See diagram to the right for the "SP & DP" Series as well.

### 5. CHOOSE TYPE OF HOSE

Consider temperature, product type and pressure required (PSI).

Always use good quality hose rated for the service and operating pressure required. Poor quality hose tends to expand and contract under pressure surges. When this happens, hose remaining on the reel may bind and become difficult to handle. In extreme cases, poor quality hose may expand under pressure to the extent that the reel becomes distorted and inoperable.

### 6. ADDITIONAL OPTIONS

**Customize your reel to meet your exact requirements.** Once you select your reel type consider the different add-on features such as roller brackets, special mounting brackets, carry handles or a cart for portability. See the options available indicated on each page.

### E-MAIL INFORMATION

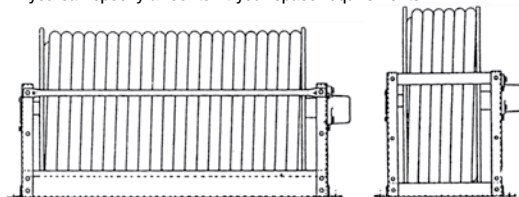
If you would like more information, feel free to e-mail us concerning your order or general questions you may have.

**For general info or questions:**  
[info@coxreels.com](mailto:info@coxreels.com)

**For technical assistance:**  
[techassist@coxreels.com](mailto:techassist@coxreels.com)

### HOSE SELECTION

The drawing below shows two reels with different shapes and dimensions but with identical hose capacity. In most cases, more than one reel will handle the size and length of hose you need, so you can specify a reel to fit your space requirements.

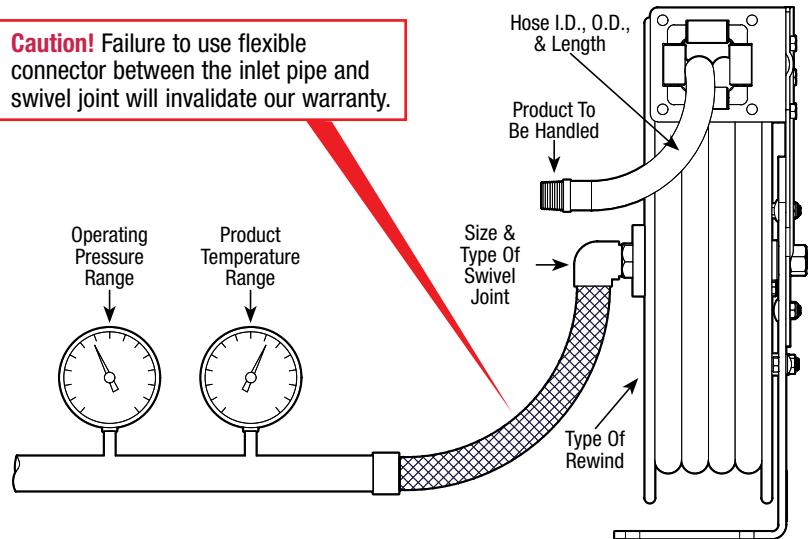


See Page 50 For Hose Assemblies & Component Parts

### BASIC INFORMATION

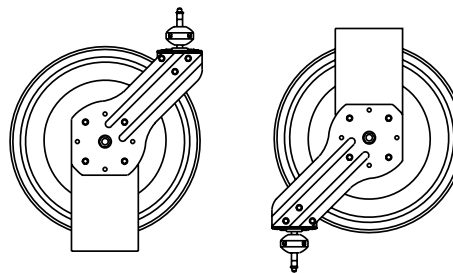
The Diagram Below Indicates The Basic Information Which Should Be Determined Before Ordering.

**Caution!** Failure to use flexible connector between the inlet pipe and swivel joint will invalidate our warranty.



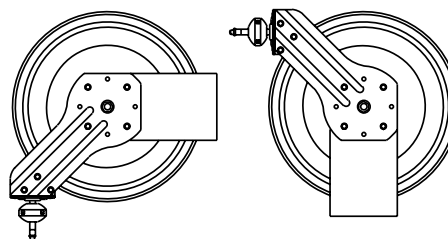
### MOUNTING POSITIONS

The Diagrams Below Indicate The Mounting Positions Which Should Be Determined Before Ordering.



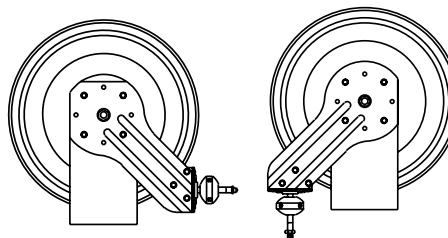
**"FM"** Floor-Ceiling Mount

All reels are shipped in this position unless specified with the exception of the T, EN, SD, SP & DP Series



**"WM"** Wall-Truck Mount

EZ-T, EZ-EN & EZ-SD Series are shipped in this position unless specified



**"BM"**  
Bottom-Truck Mount

**"DM"**  
Down Mount



**FOCUS ON THE FEATURES**

**EZ-COIL® SPRING DRIVEN REELS**

# EZ-COIL®

## SAFETY CONTROLLED RETRACTION

COXREELS Safety Series reels featuring the patented EZ-Coil® Rewind Safety System, engineered and developed exclusively by Coxreels, are the only choice for safe spring driven hose, cord and cable reel operation in the workplace. EZ-Coil® works uni-directionally without any increase to the amount of resistance when pulling out the hose, cord or cable. But, when engaged upon recoil, it controls the aggressive spring motor energy resulting in a reel that retracts at a safe and steady pace. Upgrade your workplace with EZ-Coil® equipped professional grade industrial hose, cord, and cable reels!

### INCREASED SAFETY HOW?

- ▶ Reduce retraction speed by up to 80%
- ▶ Control hose or cord whip hazard
- ▶ Requires no external power source
- ▶ Enhance operator and workplace safety
- ▶ Keep your workplace organized
- ▶ Utilize space and maximize efficiency
- ▶ Improve hose, cord & cable management
- ▶ Extend longevity of hose, cord & cable
- ▶ Increase productivity



COXREELS  
**EZ-COIL®**

LET'S COMPARE	EZ-COIL®	Conventional SPRING DRIVEN REELS
<b>SPEED</b>	Up To 80% Slower Retraction	25 ft./sec.
<b>WHIPPING</b>	0 to 1 ft.	5 to 15 ft.
<b>IMPACT</b>	0 to 1 ft./lbs.	500 ft./lbs.



Go online to view **EZ-COIL®** catalog & videos of features & benefits at [www.COXREELS.com](http://www.COXREELS.com)



# OUR PATENTED SAFETY SYSTEM THAT RETRACTS UP TO 80% SLOWER THAN CONVENTIONAL SPRING DRIVEN REELS

**Adjustable solid rubber hose stop** for lead length positioning

**Versatile guide arm** adjusts to wall, floor, ceiling & vehicle mounting

**External fluid path with machined from solid brass 90° full-flow NPT swivel** that screws directly on 1" solid steel axle, for simple seal maintenance and fast and easy hose installation

**High quality steel construction** with our durable CPC™ powder coat finish

**Heavy duty spun discs** with rolled edges for greater strength, made with first of it's kind CNC robotic spin cell

**Enclosed factory tuned and matched cartridge-style spring motor** for safe and easy maintenance

**Heavy gauge 1/4" steel base & support post** for maximum stability

**ALSO AVAILABLE WITH STAINLESS STEEL** construction & swivel


**SUPER HUB™ EQUIPPED MODELS:** INCREASED REEL STRENGTH for more demanding applications with multiple support to the axle



**CORD REELS:** Heavy gauge powder coated steel components cover protecting the slip ring & all electrical components

**Includes 5' lead cable & grounding plug** (Except on less cord models)

**Choice of electrical accessories**



Go online to view videos of features & benefits [www.COXREELS.com](http://www.COXREELS.com)



# EZ-P SERIES

## PERFORMANCE HOSE REELS



**COXREELS® EZ-P Series “Performance” spring driven hose reels have a long history of dependability and trouble free performance.** Their compact space-saving size and heavy duty construction make them highly versatile and virtually indestructible. Time-tested proven components, superior design and craftsmanship have contributed to it's worldwide reputation as the most trusted hose reel.

### LOW PRESSURE

Models with hose are for air or water service with a maximum temperature 150° F. Models less hose can be used for air, water or oil. **Note: Do not exceed listed hose O.D. to obtain maximum length.**

HOSE						LESS HOSE		SIZE INDEX
MODEL	I.D.	O.D.	FT.	PSI	APRX. LBS.	MODEL	APRX. LBS.	
<b>EZ-P-LP-125</b>	1/4"	1/2"	25	300	27	<b>EZ-P-LPL-125</b>	24	<b>1</b>
<b>EZ-P-LP-135</b>	1/4"	1/2"	35	300	28	<b>EZ-P-LPL-135</b>	25	<b>1</b>
<b>EZ-P-LP-150</b>	1/4"	1/2"	50	300	40	<b>EZ-P-LPL-150</b>	35	<b>3</b>
<b>EZ-P-LP-325</b>	3/8"	5/8"	25	300	28	<b>EZ-P-LPL-325</b>	25	<b>2</b>
<b>EZ-P-LP-330</b>	3/8"	5/8"	30	300	37	<b>EZ-P-LPL-330</b>	33	<b>3</b>
<b>EZ-P-LP-335</b>	3/8"	5/8"	35	300	38	<b>EZ-P-LPL-335</b>	34	<b>3</b>
<b>EZ-P-LP-350</b>	3/8"	5/8"	50	300	43	<b>EZ-P-LPL-350</b>	36	<b>3</b>
<b>EZ-P-LP-430</b>	1/2"	3/4"	30	300	45	<b>EZ-P-LPL-430</b>	40	<b>4</b>
<b>EZ-P-LP-450</b>	1/2"	3/4"	50	300	48	<b>EZ-P-LPL-450</b>	43	<b>4</b>

### MEDIUM PRESSURE

Reels are furnished with standard one wire braid hose suitable for air, water or oil applications. Hose exceeds SAE R1 specifications. Maximum temperature 250° F. **Note: Do not exceed listed hose O.D. to obtain maximum length.**

HOSE						LESS HOSE		SIZE INDEX
MODEL	I.D.	O.D.	FT.	PSI	APRX. LBS.	MODEL	APRX. LBS.	
<b>EZ-P-MP-425</b>	1/2"	13/16"	25	2500	49	<b>EZ-P-MPL-425</b>	42	<b>4</b>
<b>EZ-P-MP-430</b>	1/2"	13/16"	30	2500	51	<b>EZ-P-MPL-430</b>	43	<b>4</b>

### HIGH PRESSURE

Reels are furnished standard with S.A.E. 100R16 #1 or #2 wire braid hose suitable for grease and hydraulic oil applications. Maximum temp. 250° F. **Note: Do not exceed listed hose O.D. to obtain maximum length.**

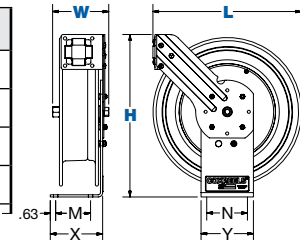
HOSE						LESS HOSE		SIZE INDEX
MODEL	I.D.	O.D.	FT.	PSI	APRX. LBS.	MODEL	APRX. LBS.	
<b>EZ-P-HP-125</b>	1/4"	9/16"	25	5000	48	<b>EZ-P-HP-125</b>	42	<b>4</b>
<b>EZ-P-HP-325</b>	3/8"	11/16"	25	4000	49	<b>EZ-P-HP-325</b>	42	<b>4</b>

### REEL DIMENSIONS

Technical Data Sheets Available On Website

SIZE INDEX	W	H	L	X	Y	M	N
<b>1</b>	57/8"	147/8"	131/2"	5"	6"	3"	5"
<b>2</b>	61/2"	147/8"	131/2"	5"	6"	3"	5"
<b>3</b>	63/4"	185/8"	171/8"	6"	6"	4"	5"
<b>4</b>	7"	185/8"	171/8"	6"	6"	4"	5"

Overall Dimensions Base Mounting Pattern



### EZ-P SERIES :: REEL SPECIFICATIONS

#### SWIVEL

- External fluid path with machined from solid brass 90° full-flow NPT swivel inlet (Zinc plated steel swivel on HP models)
- Swivel Seals: NITRILE

#### DESIGN & STRUCTURE

- Sturdy single pedestal reel with space saving design facilitates workplace organization
- Guide arm adjusts to wall, floor, vehicle & overhead positions
- Solid one piece, heavy gauge 1/4" steel base & support post for maximum stability
- 1" solid steel axle & lubricated precision bearings for smooth rotation

#### EZ-COIL RETRACTION

- **OUR PATENTED SAFETY SYSTEM THAT RETRACTS UP TO 80% SLOWER THAN CONVENTIONAL SPRING DRIVEN REELS**
- Enclosed factory tuned & matched cartridge-style spring motor
- Non-corrosive stainless steel spring, pawl & zinc plated ratchet
- Multi-position lock ratchet mechanism secures hose at desired length

#### SIGNATURE FEATURES

- Professional grade heavy duty steel construction
- Durable proprietary CPC™ powder coat process
- Rolled edges & ribbed discs provide strength & safety
- Leading 2-year manufacturer's limited warranty
- Made in the U.S.A. - Sold & Supported Worldwide

#### POSSIBLE FIELDS OF APPLICATION

- Air/Water Services
- Manufacturing Plants & Facilities
- Pneumatic Tools
- Maintenance, Repair & Operations
- Washdown
- Automotive & Fleet Service Centers
- Lubrication
- General Industrial
- Chemical Fluid Transfer

#### ACCESSORIZE YOUR REEL :: PG 17

- O-Rings & Swivels
- Hoses
- Mounting Brackets
- Assorted Reel Accessories



LET'S COMPARE	Conventional SPRING DRIVEN REELS	EZ-COIL
<b>SPEED</b>	25 ft./sec.	5 ft./sec.
<b>WHIPPING</b>	5-15 ft.	1 ft.
<b>IMPACT</b>	500 ft./lbs.	0-1 ft./lbs.

**Up To 80% Slower Retraction**

Based on an independent evaluation performed by COXREELS. Depending on certain conditions, results may vary.



**COXREELS® EZ-SH Series “Super Hub™”** spring driven hose reels, like the EZ-P Series, have a long history of dependable performance. The larger chassis and frame accommodate longer lengths and larger diameters of hose. Coxreels’ original Super Hub™ dual axle support system increases the stability during operation, reduces vibration and strengthens the structural integrity of the reel.

### LOW PRESSURE

Models with hose are for air or water service with a maximum temperature 150° F. Models less hose can be used for air, water or oil.  
**Note: Do not exceed listed hose O.D. to obtain maximum length.**

HOSE						LESS HOSE		SIZE INDEX
MODEL	I.D.	O.D.	FT.	PSI	APRX. LBS.	MODEL	APRX. LBS.	
<b>EZ-SH-350</b>	3/8"	5/8"	50	300	50	<b>EZ-SHL-350</b>	44	<b>1</b>
<b>EZ-SH-375</b>	3/8"	5/8"	75	300	68	<b>EZ-SHL-375</b>	59	<b>2</b>
<b>EZ-SH-3100</b>	3/8"	5/8"	100	300	71	<b>EZ-SHL-3100</b>	60	<b>2</b>
<b>EZ-SH-450</b>	1/2"	3/4"	50	300	54	<b>EZ-SHL-450</b>	46	<b>1</b>
<b>EZ-SH-475</b>	1/2"	3/4"	75	300	68	<b>EZ-SHL-475</b>	57	<b>3</b>
<b>EZ-SH-4100</b>	1/2"	3/4"	100	300	81	<b>EZ-SHL-4100</b>	66	<b>3</b>
<b>EZ-SH-525</b>	3/4"	1 1/16"	25	300	52	<b>EZ-SHL-525</b>	45	<b>4</b>
<b>EZ-SH-550</b>	3/4"	1 1/16"	50	300	69	<b>EZ-SHL-550</b>	56	<b>5</b>

### MEDIUM PRESSURE

Reels are furnished with standard one wire braid hose suitable for air, water or oil applications. Hose exceeds SAE R1 specifications. Maximum temperature 250° F. **Note: Do not exceed listed hose O.D. to obtain maximum length.**

HOSE						LESS HOSE		SIZE INDEX
MODEL	I.D.	O.D.	FT.	PSI	APRX. LBS.	MODEL	APRX. LBS.	
<b>EZ-MP-350</b>	3/8"	1 1/16"	50	3000	65	<b>EZ-MPL-350</b>	53	<b>1</b>
<b>EZ-MP-450</b>	1/2"	1 3/16"	50	2500	67	<b>EZ-MPL-450</b>	53	<b>6</b>

### HIGH PRESSURE

Reels are furnished standard with S.A.E. 100R16 #1 or #2 wire braid hose suitable for grease and hydraulic oil applications. Maximum temp. 250° F. **Note: Do not exceed listed hose O.D. to obtain maximum length.**

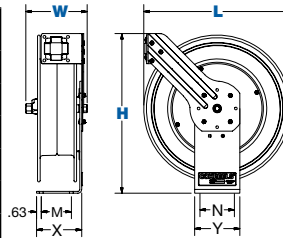
HOSE						LESS HOSE		SIZE INDEX
MODEL	I.D.	O.D.	FT.	PSI	APRX. LBS.	MODEL	APRX. LBS.	
<b>EZ-HP-150</b>	1/4"	9/16"	50	5000	64	<b>EZ-HPL-150</b>	53	<b>6</b>
<b>EZ-HP-350</b>	3/8"	1 1/16"	50	4000	65	<b>EZ-HPL-350</b>	53	<b>7</b>

### REEL DIMENSIONS

Technical Data Sheets Available On Website

SIZE INDEX	W	H	L	X	Y	M	N
<b>1</b>	8 1/4"	21 1/4"	19 1/2"	6"	6"	4"	5"
<b>2</b>	8 1/4"	21 1/4"	24"	6"	6"	4"	5"
<b>3</b>	8 3/4"	25 1/2"	24"	6"	6"	4"	5"
<b>4</b>	9 3/8"	25 1/2"	19 1/2"	6"	6"	4"	5"
<b>5</b>	9 7/8"	25 1/2"	24"	6"	6"	4"	5"
<b>6</b>	8 3/4"	25 1/2"	19 1/2"	6"	6"	4"	5"
<b>7</b>	9 1/4"	25 1/2"	19 1/2"	6"	6"	4"	5"

Overall Dimensions      Base      Mounting Pattern



Double axle support with Super Hub™

### EZ-SH, EZ-MP & EZ-HP SERIES :: REEL SPECIFICATIONS

#### SWIVEL

- External fluid path with machined from solid brass 90° full-flow NPT swivel inlet (Zinc plated steel swivel on HP models)
- Swivel Seals: NITRILE

#### DESIGN & STRUCTURE

- Sturdy single pedestal reel features Coxreels’ exclusive Super Hub™ dual axle support system
- Guide arm adjusts to wall, floor, vehicle & overhead positions
- Solid one piece, heavy gauge 1/4" steel base & support post for maximum stability
- 1" solid steel axle & lubricated precision bearings for smooth rotation

#### EZ-COIL RETRACTION

- **OUR PATENTED SAFETY SYSTEM THAT RETRACTS UP TO 80% SLOWER THAN CONVENTIONAL SPRING DRIVEN REELS**
- Enclosed factory tuned & matched cartridge-style spring motor
- Non-corrosive stainless steel spring, pawl & zinc plated ratchet
- Multi-position lock ratchet mechanism secures hose at desired length

#### SIGNATURE FEATURES

- Professional grade heavy duty steel construction
- Durable proprietary CPC™ powder coat process
- Rolled edges & ribbed discs provide strength & safety
- Leading 2-year manufacturer’s limited warranty
- Made in the U.S.A. - Sold & Supported Worldwide

#### POSSIBLE FIELDS OF APPLICATION

- Air/Water Services
- Pneumatic Tools
- Washdown
- Lubrication
- Service / Mechanic / Utility Vehicles
- Chemical Fluid Transfer
- General Industrial
- Manufacturing Plants & Facilities
- Maintenance, Repair & Operations
- Automotive & Fleet Service Centers

#### ACCESSORIZE YOUR REEL :: PG 17

- O-Rings & Swivels
- Mounting Brackets
- Hoses
- Assorted Reel Accessories



**LET'S COMPARE**

<b>SPEED</b>	Conventional SPRING DRIVEN REELS	<b>EZ-COIL</b>
<b>WHIPPING</b>	25 ft./sec.	5 ft./sec.
<b>IMPACT</b>	5-15 ft.	1 ft.
	500 ft./lbs.	0-1 ft./lbs.

Up To 80% Slower Retraction

Based on an independent evaluation performed by COXREELS. Depending on certain conditions, results may vary.

# EZ-T SERIES

## SUPREME DUTY HOSE REELS

**COXREELS® EZ-T Series "Truck Mount" spring driven hose reels are the toughest hose reels in the spring driven line.** The extra large chassis with dual pedestal-style arms and Coxreels' Super Hub™ provides triple axle support while reducing vibration and strengthening the structural integrity of the reel. Making it perfect for off-road applications that demand reliability in the most abusive and demanding environments.

### LOW PRESSURE

Models with hose are for air or water service with a maximum temperature 150° F. Models less hose can be used for air, water or oil. **Note: Do not exceed listed hose O.D. to obtain maximum length.**

HOSE						LESS HOSE		SIZE INDEX
MODEL	I.D.	O.D.	FT.	PSI	APRX. LBS.	MODEL	APRX. LBS.	
<b>EZ-TSH-350</b>	3/8"	5/8"	50	300	61	<b>EZ-TSHL-350</b>	55	<b>1</b>
<b>EZ-TSH-375</b>	3/8"	5/8"	75	300	82	<b>EZ-TSHL-375</b>	73	<b>2</b>
<b>EZ-TSH-3100</b>	3/8"	5/8"	100	300	85	<b>EZ-TSHL-3100</b>	74	<b>2</b>
<b>EZ-TSH-450</b>	1/2"	3/4"	50	300	63	<b>EZ-TSHL-450</b>	55	<b>1</b>
<b>EZ-TSH-475</b>	1/2"	3/4"	75	300	82	<b>EZ-TSHL-475</b>	71	<b>2</b>
<b>EZ-TSH-4100</b>	1/2"	3/4"	100	300	95	<b>EZ-TSHL-4100</b>	80	<b>2</b>
<b>EZ-TSH-535</b>	3/4"	1 1/16"	35	300	77	<b>EZ-TSHL-535</b>	67	<b>3</b>
<b>EZ-TSH-550</b>	3/4"	1 1/16"	50	300	83	<b>EZ-TSHL-550</b>	70	<b>3</b>

### MEDIUM PRESSURE

Reels are furnished with standard one wire braid hose suitable for air, water or oil applications. Hose exceeds SAE R1 specifications. Maximum temperature 250° F. **Note: Do not exceed listed hose O.D. to obtain maximum length.**

HOSE						LESS HOSE		SIZE INDEX
MODEL	I.D.	O.D.	FT.	PSI	APRX. LBS.	MODEL	APRX. LBS.	
<b>EZ-TMP-350</b>	3/8"	1 1/16"	50	3000	74	<b>EZ-TMPL-350</b>	61	<b>1</b>
<b>EZ-TMP-375</b>	3/8"	1 1/16"	75	3000	99	<b>EZ-TMPL-375</b>	80	<b>2</b>
<b>EZ-TMP-450</b>	1/2"	1 3/16"	50	2500	77	<b>EZ-TMPL-450</b>	64	<b>1</b>
<b>EZ-TMP-475</b>	1/2"	1 3/16"	75	2500	100	<b>EZ-TMPL-475</b>	80	<b>2</b>
<b>EZ-TMP-550</b>	3/4"	1 1/16"	50	1500	94	<b>EZ-TMPL-550</b>	74	<b>3</b>

### HIGH PRESSURE

Reels are furnished standard with S.A.E. 100R16 #1 or #2 wire braid hose suitable for grease and hydraulic oil applications. Maximum temp. 250° F. **Note: Do not exceed listed hose O.D. to obtain maximum length.**

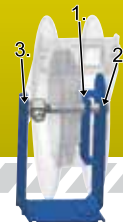
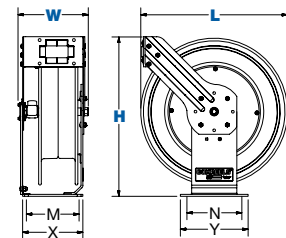
HOSE						LESS HOSE		SIZE INDEX
MODEL	I.D.	O.D.	FT.	PSI	APRX. LBS.	MODEL	APRX. LBS.	
<b>EZ-THP-150</b>	1/4"	9/16"	50	5000	74	<b>EZ-THPL-150</b>	62	<b>1</b>
<b>EZ-THP-175</b>	1/4"	9/16"	75	5000	88	<b>EZ-THPL-175</b>	71	<b>2</b>
<b>EZ-THP-1100</b>	1/4"	9/16"	100	5000	104	<b>EZ-THPL-1100</b>	82	<b>2</b>
<b>EZ-THP-350</b>	3/8"	1 1/16"	50	4000	78	<b>EZ-THPL-350</b>	66	<b>1</b>
<b>EZ-THP-375</b>	3/8"	1 1/16"	75	4000	98	<b>EZ-THPL-375</b>	80	<b>2</b>

### REEL DIMENSIONS

Technical Data Sheets Available On Website

SIZE INDEX	W	H	L	X	Y	M	N
<b>1</b>	9 3/8"	21 1/4"	19 1/2"	8"	9"	7"	8"
<b>2</b>	9 3/8"	25 1/2"	24"	8"	9"	7"	8"
<b>3</b>	9 7/8"	25 1/2"	24"	8"	9"	7"	8"

Overall Dimensions — Base — Mounting Pattern



Triple axle support with a full frame & Super Hub™



### EZ-T SERIES :: REEL SPECIFICATIONS

#### SWIVEL

- External fluid path with machined from solid brass 90° full-flow NPT swivel inlet (Zinc plated steel swivel on HP models)
- Swivel Seals: NITRILE
- Electroless nickel plated steel swivel on 1" models

#### DESIGN & STRUCTURE

- Sturdy dual pedestal reel features Coxreels' exclusive Super Hub™ dual axle support system
- Built for rugged mobile applications
- Guide arm adjusts to wall, floor, vehicle & overhead positions
- Stainless Steel rollers on 3/4" & 1" models
- Solid one piece, heavy gauge 1/4" steel base & support posts for maximum strength
- 1" solid steel axle & lubricated precision bearings for smooth rotation

#### EZ-COIL RETRACTION

- **OUR PATENTED SAFETY SYSTEM THAT RETRACTS UP TO 80% SLOWER THAN CONVENTIONAL SPRING DRIVEN REELS**
- Enclosed factory tuned & matched cartridge-style spring motor
- Non-corrosive stainless steel spring, pawl & zinc plated ratchet
- Multi-position lock ratchet mechanism secures hose at desired length

#### SIGNATURE FEATURES

- Professional grade heavy duty steel construction
- Durable proprietary CPC™ powder coat process
- Rolled edges & ribbed discs provide strength & safety
- Leading 2-year manufacturer's limited warranty
- Made in the U.S.A. - Sold & Supported Worldwide

#### POSSIBLE FIELDS OF APPLICATION

- Air/Water Services
- Pneumatic Tools
- Washdown
- Lubrication
- Fuel Delivery
- Chemical Fluid Transfer
- General Industrial
- Manufacturing Plants
- Lube Skids & Trucks
- Service / Mechanic / Utility Vehicles
- Mining, Construction & Railroad Operations
- Automotive, Fleet & Aircraft Maintenance

#### ACCESSORIZE YOUR REEL :: PG 17

- O-Rings & Swivels
- Mounting Brackets
- Hoses
- Assorted Reel Accessories

LET'S COMPARE	Conventional SPRING DRIVEN REELS	EZ-COIL
<b>SPEED</b>	25 ft./sec.	5 ft./sec.
<b>WHIPPING</b>	5-15 ft.	1 ft.
<b>IMPACT</b>	500 ft./lbs.	0-1 ft./lbs.

**Up To 80% Slower Retraction**

Based on an independent evaluation performed by COXREELS. Depending on certain conditions, results may vary.







# EZ-E SERIES EXPANDABLE METAL CABINETS



Cabinet illustration (above) shows three reels, three metal cabinets, & one set of end panels

**COXREELS® EZ-E Series “Expandable” multiple bank system is the pinnacle in professional appearance and organization.** The cabinets are interlocking and expandable to any number of spring driven reel assemblies required. Designed for easy installation, maintenance and servicing the EZ-E Series system is truly the professional’s choice for multimedia delivery in one custom package.

## LOW PRESSURE

Models with hose are for air or water service with a maximum temperature 150° F. Models less hose can be used for air, water or oil. **Note: Do not exceed listed hose O.D. to obtain maximum length.**

HOSE						LESS HOSE		SIZE INDEX
MODEL	I.D.	O.D.	FT.	PSI	APRX. LBS.	MODEL	APRX. LBS.	
<b>EZ-E-LP-330</b>	3/8"	5/8"	30	300	33	<b>EZ-E-LPL-330</b>	29	<b>1</b>
<b>EZ-E-LP-350</b>	3/8"	5/8"	50	300	46	<b>EZ-E-LPL-350</b>	40	<b>2</b>
<b>EZ-E-LP-430</b>	1/2"	3/4"	30	300	41	<b>EZ-E-LPL-430</b>	36	<b>1</b>
<b>EZ-E-LP-450</b>	1/2"	3/4"	50	300	50	<b>EZ-E-LPL-450</b>	42	<b>2</b>

## MEDIUM PRESSURE

Reels are furnished with standard one wire braid hose suitable for air, water or oil applications. Hose exceeds SAE R1 specifications. Maximum temperature 250° F. **Note: Do not exceed listed hose O.D. to obtain maximum length.**

HOSE						LESS HOSE		SIZE INDEX
MODEL	I.D.	O.D.	FT.	PSI	APRX. LBS.	MODEL	APRX. LBS.	
<b>EZ-E-MP-330</b>	3/8"	5/8"	30	3000	47	<b>EZ-E-MPL-330</b>	39	<b>1</b>
<b>EZ-E-MP-350</b>	3/8"	5/8"	50	3000	61	<b>EZ-E-MPL-350</b>	49	<b>2</b>
<b>EZ-E-MP-430</b>	1/2"	3/4"	30	2500	47	<b>EZ-E-MPL-430</b>	39	<b>1</b>
<b>EZ-E-MP-450</b>	1/2"	3/4"	50	2500	63	<b>EZ-E-MPL-450</b>	49	<b>2</b>

## HIGH PRESSURE

Reels are furnished standard with S.A.E. 100R16 #1 or #2 wire braid hose suitable for grease and hydraulic oil applications. Maximum temp. 250° F. **Note: Do not exceed listed hose O.D. to obtain maximum length.**

HOSE						LESS HOSE		SIZE INDEX
MODEL	I.D.	O.D.	FT.	PSI	APRX. LBS.	MODEL	APRX. LBS.	
<b>EZ-E-HP-130</b>	1/4"	9/16"	30	5000	46	<b>EZ-E-HPL-130</b>	39	<b>3</b>
<b>EZ-E-HP-150</b>	1/4"	9/16"	50	5000	60	<b>EZ-E-HPL-150</b>	49	<b>4</b>
<b>EZ-E-HP-330</b>	3/8"	11/16"	30	4000	47	<b>EZ-E-HPL-330</b>	39	<b>3</b>
<b>EZ-E-HP-350</b>	3/8"	11/16"	50	4000	61	<b>EZ-E-HPL-350</b>	49	<b>4</b>

## EZ-E SERIES :: REEL SPECIFICATIONS

### SWIVEL

- External fluid path with machined from solid brass 90° full-flow NPT swivel inlet (Zinc plated steel swivel on HP models)
- Swivel Seals: NITRILE

### DESIGN & STRUCTURE

- Designed for expandable metal cabinets & multiple reel bank systems
- Solid one piece, heavy gauge 1/4" steel base & support post for maximum stability
- 1" solid steel axle & lubricated precision bearings for smooth rotation

### EZ-COIL® RETRACTION

- **OUR PATENTED SAFETY SYSTEM THAT RETRACTS UP TO 80% SLOWER THAN CONVENTIONAL SPRING DRIVEN REELS**
- Enclosed factory tuned & matched cartridge-style spring motor
- Non corrosive stainless steel spring, pawl & zinc plated ratchet
- Multi-position lock ratchet mechanism secures hose at desired length

### SIGNATURE FEATURES

- Professional grade heavy duty steel construction
- Durable proprietary CPC™ powder coat process
- Rolled edges & ribbed discs provide strength & safety
- Leading 2-year manufacturer’s limited warranty
- Made in the U.S.A. - Sold & Supported Worldwide

### POSSIBLE FIELDS OF APPLICATION

- Air/Water Services
- Pneumatic Tools
- Washdown
- Lubrication
- Chemical Fluid Transfer
- General Industrial
- Cabinet Mount
- Manufacturing Plants & Facilities
- Maintenance, Repair & Operations
- Automotive Dealerships
- Quick Lube Service Centers

### ACCESSORIZE YOUR REEL :: PG 17

- O-Rings & Swivels
- Mounting Cabinet
- Hoses
- Assorted Reel Accessories



## REEL DIMENSIONS

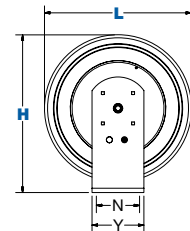
Technical Data Sheets Available On Website

SIZE INDEX	W	H	L	X	Y	M	N
<b>1</b>	6 1/8"	18 1/4"	17 1/4"	6"	6"	4"	5"
<b>2</b>	8 3/4"	21"	19 5/8"	6"	6"	4"	5"
<b>3</b>	7"	18 1/4"	17 1/4"	6"	6"	4"	5"
<b>4</b>	9 1/4"	21"	19 5/8"	6"	6"	4"	5"

Overall Dimensions

Base

Mounting Pattern



## COXREELS® ACCESSORY

### Cabinet

Length: 24 1/2" Width: 11 1/8" Height: 22 1/4"

- Unlimited expandability
- Easy to install
- Cabinet constructed of 14 gauge steel with 4-roller non-sag hose guide system for reduced hose wear
- All steel access panel
- Mounting bracket is 3/16" bent steel, fits 3" to 8 1/2" flange on "I" or "H" beam
- Easy access for connection of air, water, oil & grease

### METAL CABINET: #1796-2

Includes cabinet, access panel & mounting bracket. Weight: 45 lbs.

### END PANELS: #1798-1

Includes a set of two, all steel construction. Finished & caps the ends of each bank. Weight: 8 lbs.



# SIDE MOUNT HOSE REELS FOR CABINET MOUNT

# EZ-S SERIES

**COXREELS® EZ-S Series** “Side Mount” spring driven hose reels for cabinet mount are compact, versatile and unique in the way they mount and operate. They feature a simple two-bolt mounting pattern for easy installation and detachment for multiple workstation applications. EZ-S Series is available for air/water, oil, grease, oxy-acetylene and T Grade gas welding hose. The 360° hose direction allows the user to operate the reel in any direction the job demands. Common applications include service units, tool benches, tool boxes, vertical walls and beams, vehicle lift systems, machine tools, service vehicles or any flat vertical surface.

## S SERIES LOW PRESSURE

Models with hose are for air or water service with a maximum temperature 150° F. Models less hose can be used for air, water or oil.  
**Note: Do not exceed listed hose O.D. to obtain maximum length.**

HOSE							LESS HOSE		SIZE INDEX
MODEL	MOUNT	I.D.	O.D.	FT.	PSI	APPR. LBS.	MODEL	APPR. LBS.	
<b>EZ-SR13-L125</b>	Right	1/4"	1/2"	25	300	18	<b>EZ-SR13L-L125</b>	14	<b>1</b>
<b>EZ-SL13-L125</b>	Left	1/4"	1/2"	25	300	18	<b>EZ-SL13L-L125</b>	14	<b>1</b>
<b>EZ-SR15-L135</b>	Right	1/4"	1/2"	35	300	23	<b>EZ-SR15L-L135</b>	17	<b>2</b>
<b>EZ-SL15-L135</b>	Left	1/4"	1/2"	35	300	23	<b>EZ-SL15L-L135</b>	17	<b>2</b>
<b>EZ-SR15-L325</b>	Right	3/8"	5/8"	25	300	23	<b>EZ-SR15L-L325</b>	17	<b>2</b>
<b>EZ-SL15-L325</b>	Left	3/8"	5/8"	25	300	23	<b>EZ-SL15L-L325</b>	17	<b>2</b>
<b>EZ-SR17-L350</b>	Right	3/8"	5/8"	50	300	32	<b>EZ-SR17L-L350</b>	25	<b>3</b>
<b>EZ-SL17-L350</b>	Left	3/8"	5/8"	50	300	32	<b>EZ-SL17L-L350</b>	25	<b>3</b>
<b>EZ-SR17-L430</b>	Right	1/2"	3/4"	30	300	34	<b>EZ-SR17L-L430</b>	29	<b>3</b>
<b>EZ-SL17-L430</b>	Left	1/2"	3/4"	30	300	34	<b>EZ-SL17L-L430</b>	29	<b>3</b>
<b>EZ-SR19-L450</b>	Right	1/2"	3/4"	50	300	37	<b>EZ-SR19L-L450</b>	29	<b>4</b>
<b>EZ-SL19-L450</b>	Left	1/2"	3/4"	50	300	37	<b>EZ-SL19L-L450</b>	29	<b>4</b>



Reel Orientation:  
Right Mount is shown with mounting base on the right side & hose payout from the top of the reel

## EZ-S SERIES :: REEL SPECIFICATIONS

### SWIVEL

- External fluid path with machined from solid brass 90° full-flow NPT swivel inlet
- Swivel Seals: NITRILE

### DESIGN & STRUCTURE

- Side mount design for vertical flat surface, cabinet or enclosed space mounts
- 2-bolt mounting pattern easily mounts & detaches for temporary or permanent installation
- Solid one piece, heavy gauge 1/4" steel arm base for maximum stability
- 1" solid steel axle & lubricated precision bearings for smooth rotation
- Hose control bar prevents hose from slipping off the discs

### EZ-COIL RETRACTION

- **OUR PATENTED SAFETY SYSTEM THAT RETRACTS UP TO 80% SLOWER THAN CONVENTIONAL SPRING DRIVEN REELS**
- Enclosed factory tuned & matched cartridge-style spring motor
- Non corrosive stainless steel spring, pawl & zinc plated ratchet
- Multi-position lock ratchet mechanism secures hose at desired length.
- Non-locking, less ratchet option available (add suffix **-BXC**)

### SIGNATURE FEATURES

- Professional grade heavy duty steel construction
- Durable proprietary CPC™ powder coat process
- Rolled edges & ribbed discs provide strength & safety
- Leading 2-year manufacturer's limited warranty
- Made in the U.S.A. - Sold & Supported Worldwide

### POSSIBLE FIELDS OF APPLICATION

- Air/Water Services
- Pneumatic Tools
- Lubrication
- Chemical Fluid Transfer
- Welding Shops
- General Industrial
- Cabinet Mount
- Service / Mechanic / Utility Vehicles
- Construction Sites

### ACCESSORIZE YOUR REEL :: PG 17

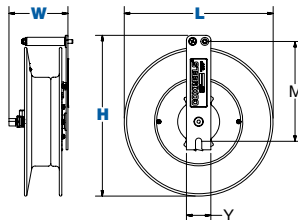
- O-Rings & Swivels
- Hoses
- Assorted Reel Accessories

## REEL DIMENSIONS

Technical Data Sheets Available On Website

SIZE INDEX	W	H	L	Y	M
<b>1</b>	6"	14 1/4"	13"	2 1/2"	9 1/4"
<b>2</b>	6"	16 1/2"	15 1/4"	2 1/2"	10 1/4"
<b>3</b>	5 3/4"	18 1/4"	17"	2 1/2"	13"
<b>4</b>	7 1/2"	20 3/4"	19 1/2"	2 1/2"	14 1/4"

Overall Dimensions      Base      Mounting Pattern



## LET'S COMPARE

Conventional  
SPRING DRIVEN  
REELS



**SPEED**  
**WHIPPING**  
**IMPACT**

**25** ft./sec.  
**5-15** ft.  
**500** ft./lbs.

**5** ft./sec.  
**1** ft.  
**0-1** ft./lbs.

**Up To 80%**  
**Slower Retraction**

Based on an independent evaluation performed by COXREELS. Depending on certain conditions, results may vary.





# EZ-SG & EZ-SGW SERIES

## SIDE MOUNT HOSE REELS WITH GUIDE ARM



EZ-SG Series

EZ-SGW Series

**COXREELS® EZ-SG & EZ-SGW Series** expand the capabilities of the “Side Mount” spring driven hose reels, adding a multi-position guide arm for maximum and convenient hose control. Ideal for tight spaces, the versatile EZ-SG Series (for air/water, oil and grease) and EZ-SGW Series (for oxy-acetylene and T Grade gas welding hose) feature a simple two-bolt mounting pattern for easy installation and detachment on any vertical flat surface. Common applications include service vehicles, tool benches, vertical walls and beams, vehicle lift systems, machine tools and more. The guide arm and roller assembly are easily moved to one of the six different positions with a standard ½” wrench.

### EZ-SG SERIES LOW PRESSURE

Models with hose are for air or water service with a maximum temperature 150° F. Models less hose can be used for air, water or oil. **Note: Do not exceed listed hose O.D. to obtain maximum length.**

HOSE						LESS HOSE		SIZE INDEX
MODEL	I.D.	O.D.	FT.	PSI	APRX. LBS.	MODEL	APRX. LBS.	
<b>EZ-SG13-L125</b>	1/4"	1/2"	25'	300	25	<b>EZ-SG13L-L125</b>	22	<b>1</b>
<b>EZ-SG13-L135</b>	1/4"	1/2"	35'	300	26	<b>EZ-SG13L-L135</b>	23	<b>1</b>
<b>EZ-SG13-L325</b>	3/8"	5/8"	25'	300	26	<b>EZ-SG13L-L325</b>	23	<b>2</b>
<b>EZ-SG17-L350</b>	3/8"	5/8"	50'	300	40	<b>EZ-SG17L-L350</b>	33	<b>3</b>
<b>EZ-SG17-L430</b>	1/2"	3/4"	30'	300	42	<b>EZ-SG17L-L430</b>	37	<b>3</b>
<b>EZ-SG19-L450</b>	1/2"	3/4"	50'	300	52	<b>EZ-SG19L-L450</b>	44	<b>5</b>

### EZ-SG SERIES :: REEL SPECIFICATIONS

#### SWIVEL

- External fluid path with machined from solid brass 90° full-flow NPT swivel inlet (Zinc plated steel swivel on HP models)
- Swivel Seals: NITRILE
- External fluid path with 90° full-flow dual ported brass swivel offering both connections from the same side of the reel (On EZ-SGW Models)
- Swivel Seals: VITON® (On EZ-SGW Models)

#### DESIGN & STRUCTURE

- Side mount design for vertical flat surface, cabinet or enclosed space mounts
- Adjustable 6 position guide arm & roller assembly provide maximum hose control
- 2-bolt mounting pattern easily mounts & detaches for temporary or permanent installation
- Solid one piece, 3/16" steel arm base for maximum stability
- 1" solid steel axle & lubricated precision bearings for smooth rotation

#### EZ-COIL RETRACTION

- **OUR PATENTED SAFETY SYSTEM THAT RETRACTS UP TO 80% SLOWER THAN CONVENTIONAL SPRING DRIVEN REELS**
- Enclosed factory tuned & matched cartridge-style spring motor
- Non corrosive stainless steel spring, pawl & zinc plated ratchet
- Multi-position lock ratchet mechanism secures hose at desired length.
- Non-locking, less ratchet option available (add suffix **-BXC**)

#### SIGNATURE FEATURES

- Professional grade heavy duty steel construction
- Durable proprietary CPC™ powder coat process
- Rolled edges & ribbed discs provide strength & safety
- Leading 2-year manufacturer's limited warranty
- Made in the U.S.A. - Sold & Supported Worldwide

#### POSSIBLE FIELDS OF APPLICATION

- Air/Water Services
- Pneumatic Tools
- Welding Shops
- Service / Mechanic / Utility Vehicles
- Lubrication
- Chemical Fluid Transfer
- General Industrial
- Construction Sites

#### ACCESSORIZE YOUR REEL :: PG 50

- O-Rings & Swivels
- Hoses
- Assorted Reel Accessories



### EZ-SG SERIES MEDIUM PRESSURE

Reels are furnished with standard one wire braid hose suitable for air, water or oil applications. Hose exceeds SAE R1 specifications. Maximum temperature 250° F. **Note: Do not exceed listed hose O.D. to obtain maximum length.**

HOSE						LESS HOSE		SIZE INDEX
MODEL	I.D.	O.D.	FT.	PSI	APRX. LBS.	MODEL	APRX. LBS.	
<b>EZ-SG17-M325</b>	3/8"	1 1/16"	25'	3000	46	<b>EZ-SG17L-M325</b>	39	<b>3</b>
<b>EZ-SG19-M350</b>	3/8"	1 1/16"	50'	3000	63	<b>EZ-SG19L-M350</b>	51	<b>5</b>
<b>EZ-SG17-M425</b>	1/2"	1 3/16"	25'	2500	46	<b>EZ-SG17L-M425</b>	39	<b>4</b>
<b>EZ-SG19-M450</b>	1/2"	1 3/16"	50'	2500	65	<b>EZ-SG19L-M450</b>	51	<b>6</b>

### EZ-SG SERIES HIGH PRESSURE :: HP

Reels are furnished standard with S.A.E. 100R16 #1 or #2 wire braid hose suitable for grease and hydraulic oil applications. Maximum temp. 250° F. **Note: Do not exceed listed hose O.D. to obtain maximum length.**

HOSE						LESS HOSE		SIZE INDEX
MODEL	I.D.	O.D.	FT.	PSI	APRX. LBS.	MODEL	APRX. LBS.	
<b>EZ-SG17-H125</b>	1/4"	9/16"	25'	5000	45	<b>EZ-SG17L-H125</b>	39	<b>4</b>
<b>EZ-SG19-H150</b>	1/4"	9/16"	50'	5000	62	<b>EZ-SG19L-H150</b>	51	<b>7</b>
<b>EZ-SG17-H325</b>	3/8"	1 1/16"	25'	4000	46	<b>EZ-SG17L-H325</b>	39	<b>4</b>
<b>EZ-SG19-H350</b>	3/8"	1 1/16"	50'	4000	63	<b>EZ-SG19L-H350</b>	51	<b>8</b>

### EZ-SGW SERIES WELDING HOSE REELS :: SGW

Hose supplied on reel Oxy-Acetylene or T-Grade. Oxy-Acetylene is twin-siamese type meeting R.M.A. and C.G.A. type V.D. grade R specifications. Use of other types of hose is not recommended. Reels with "T Grade" hoses are used for a wide variety of gases, such as MAPP, propane, natural and fuel. **Note: Do Not Exceed Listed Hose O.D. To Obtain Max. Length.**

HOSE						LESS HOSE		SIZE INDEX
MODEL	GAS	I.D.	FT.	PSI	APRX. LBS.	MODEL	APRX. LBS.	
<b>EZ-SG17W-150</b>	Oxy/Act	1/4"	50'	200	59	<b>EZ-SG17WL-150</b>	47	<b>9</b>
<b>EZ-SG19W-175</b>	Oxy/Act	1/4"	75'	200	77	<b>EZ-SG19WL-175</b>	60	<b>10</b>
<b>EZ-SG17WT-150</b>	T Grade	1/4"	50'	200	59	<b>EZ-SG17WTL-150</b>	47	<b>9</b>
<b>EZ-SG19WT-175</b>	T Grade	1/4"	75'	200	77	<b>EZ-SG19WTL-175</b>	60	<b>10</b>

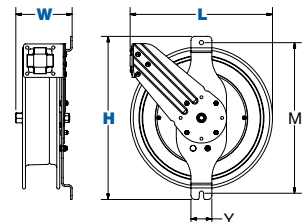
Less hose EZ-SGW Series models comes with inlet hose

### REEL DIMENSIONS

Technical Data Sheets Available On Website

SIZE INDEX	W	H	L	Y	M
<b>1</b>	6 1/4"	15 1/2"	13 1/2"	2 1/2"	14"
<b>2</b>	6 3/4"	15 1/2"	13 1/2"	2 1/2"	14"
<b>3</b>	6 3/4"	19 1/2"	17"	2 1/2"	18"
<b>4</b>	7 1/4"	19 1/2"	17"	2 1/2"	18"
<b>5</b>	8 1/2"	22"	19 1/2"	2 7/8"	20 1/2"
<b>6</b>	9 3/8"	22"	19 1/2"	2 7/8"	20 1/2"
<b>7</b>	9"	22"	19 1/2"	2 7/8"	20 1/2"
<b>8</b>	9 1/2"	22"	19 1/2"	2 7/8"	20 1/2"
<b>9</b>	8 7/8"	19 1/2"	17"	2 1/2"	18"
<b>10</b>	10 1/2"	22"	19 1/2"	2 1/2"	20 1/2"

Overall Dimensions Base Mounting Pattern





# EZ-PC SERIES POWER CORD REELS



**COXREELS® EZ-PC Series** spring driven "Power Cord" reels are heavy duty, industrial grade power sources. They replace tangled extension cords and self-retract to increase safety, productivity and efficiency. Modeled after the EZ-P and EZ-SH Series, the EZ-PC Series are designed for long-lasting, trouble-free performance even under the most demanding conditions.

## FOR INDOOR USE ONLY!

All models rated at 115 volts, 60 hz single phase only.

MODEL	ACCESSORY	CORD						SIZE INDEX
		AWG / NO COND.	CORD FT.	TYPE	VOLTS	AMPS	APRX. LBS.	
EZ-PC13-5016-A	Single Industrial Receptacle†	16 / 3	50	SJO	115	13	36	1
EZ-PC24-0016-A		16 / 3	100	SJO	115	13	73	4
EZ-PC13-5012-A		12 / 3	50	SJO	115	20	40	1
EZ-PC24-0012-A		12 / 3	100	SJO	115	20	81	4
EZ-PC13-5012-B		12 / 3	50	SJO	115	20	41	1
EZ-PC24-0012-B		12 / 3	100	SJO	115	20	84	4
EZ-PC13-5016-C		16 / 3	50	SJTO	115	0.3	37	1
EZ-PC24-0016-C		16 / 3	100	SJTO	115	0.3	75	4
EZ-PC13-5016-D		16 / 3	50	SJTO	115	13	37	1
EZ-PC24-0016-D		16 / 3	100	SJTO	115	13	73	4
EZ-PC13-5016-D2		16 / 3	50	SJTO	115	12	37	1
EZ-PC24-0016-D2		16 / 3	100	SJTO	115	12	73	4
EZ-PC13-5016-E		16 / 3	50	SJTO	115	13	36	1
EZ-PC24-0016-E		16 / 3	100	SJTO	115	13	73	4
EZ-PC13-5016-F		16 / 3	50	SJO	115	13	38	1
EZ-PC24-0016-F		16 / 3	100	SJO	115	13	73	4
EZ-PC13-5012-F		12 / 3	50	SJO	115	20	42	1
EZ-PC24-0012-F		12 / 3	100	SJO	115	20	83	4
EZ-PC24-0016-X		16 / 3	100**	SJO	115	13	71	4
EZ-PC13-5012-X		12 / 3	50**	SJO	115	20	40	1
EZ-PC24-0012-X		12 / 3	100**	SJO	115	20	81	4
EZ-PC13L-5016	Less Hose, Less Cord, Less Accessory	16 / 3	50*	SJO	115	25	31	1
EZ-PC24L-0016		16 / 3	100*	SJO	115	25	62	4
EZ-PC13L-5012	Less Hose, Less Cord, Less Accessory	12 / 3	50*	SJO	115	25	29	1
EZ-PC24L-0012		12 / 3	100*	SJO	115	25	64	4

## EZ-PC SERIES :: REEL SPECIFICATIONS

### SLIP RING

- External heavy gauge CPC™ powder coated steel components cover for simple slip ring routine maintenance
- Electrical current runs through a 25 Amp / 600V rated slip ring (35Amp on select models)
- Include 5' lead cable & grounding plug (Except on less cord models)

### DESIGN & STRUCTURE

- Selection of electrical accessories
- Single pedestal cord reel with space saving design facilitates workplace organization
- Guide arm adjusts to wall, floor & overhead positions
- Solid one piece, heavy gauge 1/4" steel base & support post for maximum stability
- Coxreels' exclusive Super Hub™ dual axle support system on models with size index #3 & #4
- 1" solid steel axle & lubricated precision bearings for smooth rotation

### EZ-COIL RETRACTION

- OUR PATENTED SAFETY SYSTEM THAT RETRACTS UP TO 80% SLOWER THAN CONVENTIONAL SPRING DRIVEN REELS
- Enclosed factory tuned & matched cartridge-style spring motor
- Non-corrosive stainless steel spring, pawl & zinc plated ratchet
- Multi-position lock ratchet mechanism secures cord at desired length

### SIGNATURE FEATURES

- Professional grade heavy duty steel construction
- Durable proprietary CPC™ powder coat process
- Rolled edges & ribbed discs provide strength & safety
- Leading 2-year manufacturer's limited warranty
- Made in the U.S.A. - Sold & Supported Worldwide

### POSSIBLE FIELDS OF APPLICATION

- Power Tools
- Light Source
- General Industrial
- Manufacturing Plants
- Workshops
- Automotive & Fleet Service Centers
- Construction Sites

### ACCESSORIZE YOUR REEL :: PG 17

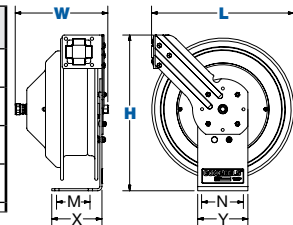
- Mounting Brackets
- Assorted Reel Accessories

## REEL DIMENSIONS

Technical Data Sheets Available On Website

SIZE INDEX	W	H	L	X	Y	M	N
1	8 1/2"	14 7/8"	13 1/2"	5"	6"	3"	5"
2	11"	18 5/8"	17"	6"	6"	4"	5"
3	10 1/8"	21"	19 1/2"	6"	6"	4"	5"
4	10 1/4"	25 1/2"	24"	6"	6"	4"	5"

Overall Dimensions      Base      Mounting Pattern





**COXREELS® EZ-SD** "Static Discharge" cable reels are built heavy duty and designed for long lasting performance. They are specifically design to be used in combustible environments where the static buildup could ignite a spark and subsequent explosion. Static discharge or grounding reels are commonly paired with fuel hose reels found on page 16.

### SPRING STATIC DISCHARGE REELS WITH GALVANIZED CABLE

WITH GALVANIZED CABLE				LESS CABLE		SIZE INDEX
MODEL	FT.	O.D.	APRX. LBS.	MODEL	APRX. LBS.	
EZ-SD-35	35	5/32"	18	-	-	1
EZ-SD-50	50	5/32"	20	EZ-SDL-50	18	1
EZ-SD-75	75	5/32"	31	-	-	2
EZ-SD-100	100	5/32"	32	EZ-SDL-100	28	2



### SPRING STATIC DISCHARGE REELS WITH STAINLESS STEEL CABLE

WITH STAINLESS STEEL CABLE				LESS CABLE		SIZE INDEX
MODEL	FT.	O.D.	APRX. LBS.	MODEL	APRX. LBS.	
EZ-SD-35-1	35	5/32"	18	-	-	1
EZ-SD-50-1	50	5/32"	20	EZ-SDL-50	18	1
EZ-SD-75-1	75	5/32"	31	-	-	2
EZ-SD-100-1	100	5/32"	32	EZ-SDL-100	28	2

### EZ-SD SERIES :: REEL SPECIFICATIONS

#### STATIC DISCHARGE

- Available with 7 strand x 7 wire galvanized steel or stainless steel cable
- High visibility orange vinyl cable cover
- Includes cable, ball stop & 50 Amp grounding clamp (100 Amp copper grounding clamp available, consult factory)

#### DESIGN & STRUCTURE

- Compact static discharge cable reel available in spring rewind or direct hand crank retraction
- Commonly paired with fuel reels & used in combustible environment for grounding purposes
- Guide arm adjusts to wall, floor, vehicle & overhead positions
- Solid one piece, heavy gauge 1/4" steel base for maximum stability
- 1" solid steel axle & lubricated precision bearings for smooth rotation
- Bottom of base is un-powder coated to ground reel

#### EZ-COIL RETRACTION

- OUR PATENTED SAFETY SYSTEM THAT RETRACTS UP TO 80% SLOWER THAN CONVENTIONAL SPRING DRIVEN REELS
- Enclosed factory tuned & matched cartridge-style spring motor
- Non corrosive stainless steel spring, pawl & zinc plated ratchet
- Multi-position non-sparking lock ratchet mechanism secures cable at desired length

#### SIGNATURE FEATURES

- Professional grade heavy duty steel construction
- Durable proprietary CPC™ powder coat process
- Rolled edges & ribbed discs provide strength & safety
- Leading 2-year manufacturer's limited warranty
- Made in the U.S.A. - Sold & Supported Worldwide

#### POSSIBLE FIELDS OF APPLICATION

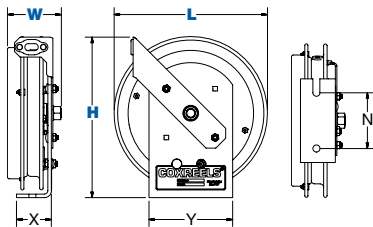
- Fuel / Service Trucks
- Fuel Storage & Dispensing Systems
- Ground Support
- Aviation Static Grounding
- Aviation Refueling
- Vehicle Refueling
- Marine / Ship Refueling / Offshore
- Oil Refinery

#### ACCESSORIZE YOUR REEL :: PG 17

- Mounting Brackets
- Assorted Reel Accessories

### REEL DIMENSIONS Technical Data Sheets Available On Website

SIZE INDEX	W	H	L	X	Y	N
1	37/8"	11 1/2"	11"	2 1/2"	6"	4"
2	4"	15"	14 1/2"	2 1/2"	6"	4"



### LET'S COMPARE

#### Conventional SPRING DRIVEN REELS



**SPEED**  
**WHIPPING**  
**IMPACT**

25 ft./sec.  
5-15 ft.  
500 ft./lbs.

5 ft./sec.  
1 ft.  
0-1 ft./lbs.

Up To 80% Slower Retraction

Based on an independent evaluation performed by COXREELS. Depending on certain conditions, results may vary.

# EZ-DEF SERIES & EZ-FUELING REELS SPRING DRIVEN FUEL HOSE REELS



EZ-DEF T Series

EZ-DEF SH Series

## EZ-DEF & EZ-FUELING SERIES :: REEL SPECIFICATIONS

### DEF SERIES SWIVEL

- Non-corrosive stainless steel 90° full flow NPT swivel for Diesel Exhaust Fluid (DEF) dispensing applications.
- Swivel seals: Viton®

### DEF SERIES HOSE

- DEF dispensing hose designed to convey the high-purity, aqueous urea solution DEF. Temperature Range: -40°F to +257°F

### FUEL SERIES SWIVEL

- Machined from solid brass 90° full-flow NPT swivel inlet for fuel dispensing applications. Electroless nickel plated steel swivel on 1" models
- Swivel seals: Nitrile

### FUEL SERIES HOSE

- Fuel dispensing hose designed to convey non-aromatic fuels including diesel, kerosene, fuel oil & heating oil. Temperature Range: -20°F to +190°F

### DESIGN & STRUCTURE

- Each of these reels is built of their standard series with their own unique features & benefits

### EZ-COIL RETRACTION

- **OUR PATENTED SAFETY SYSTEM THAT RETRACTS UP TO 80% SLOWER THAN CONVENTIONAL SPRING DRIVEN REELS**
- Enclosed factory tuned & matched cartridge-style spring motor
- Non-corrosive stainless steel spring, pawl & zinc plated ratchet
- Multi-position lock ratchet mechanism secures hose at desired length

### SIGNATURE FEATURES

- Professional grade heavy duty steel construction
- Durable proprietary CPC™ powder coat process
- Rolled edges & ribbed discs provide strength & safety
- Leading 2-year manufacturer's limited warranty
- Made in the U.S.A. - Sold & Supported Worldwide

### POSSIBLE FIELDS OF APPLICATION

- Vehicle Refueling
- Tank Trucks
- Fuel/Lube Trucks
- Fuel Storage & Dispensing Systems
- DEF Storage & Dispensing Systems
- Aircraft Refueling
- Marine/Ship Refueling/Offshore

### ACCESSORIZE YOUR REEL :: PG 17

- O-Rings & Swivels
- Mounting Brackets
- Hoses
- Assorted Reel Accessories

**COXREELS® EZ-DEF Series** are equipped with a stainless steel external full-flow swivel and chemical resistant Viton® seals to provide a safe, reliable Diesel Exhaust Fluid (DEF) dispensing solution. The swivel is easy to access for simple seal maintenance and fast DEF dispenser hose installation. Coxreels® professional DEF reeling systems are available in heavy-duty single pedestal (EZ-SH Series) or supreme-duty dual pedestal (EZ-T Series) configurations. Both versatile designs are outfitted with Coxreels' original Super Hub™ dual axle support systems to increase stability and reduce vibration during operation, making these reels the perfect DEF handling solutions for either stationary or rugged mobile applications.

### EZ-DEF-SH SERIES MODELS

Models are equipped with DEF hose **Note: Do not exceed listed hose O.D. to obtain maximum length.**

HOSE						LESS HOSE		SIZE INDEX
MODEL	I.D.	O.D.	FT.	PSI	APRX. LBS.	MODEL	APRX. LBS.	
-	1/2"	7/8"	50	300	-	<b>EZ-SHL-N-450-BBX</b>	46	<b>2</b>
<b>EZ-SH-525-DF-BBX</b>	3/4"	1 1/8"	25	300	57	-	45	<b>3</b>
<b>EZ-SH-550-DF-BBX</b>	3/4"	1 1/8"	50	300	76	-	56	<b>6</b>

### EZ-DEF-T SERIES MODELS

Models are equipped with DEF hose **Note: Do not exceed listed hose O.D. to obtain maximum length.**

HOSE						LESS HOSE		SIZE INDEX
MODEL	I.D.	O.D.	FT.	PSI	APRX. LBS.	MODEL	APRX. LBS.	
-	1/2"	7/8"	50	300	-	<b>EZ-TSHL-N-450-BBX</b>	55	<b>1</b>
-	3/4"	1 1/8"	35	300	-	<b>EZ-TSHL-N-535-BBX</b>	67	<b>3</b>
<b>EZ-TSH-550-DF-BBX</b>	3/4"	1 1/8"	50	300	91	-	-	<b>3</b>

**COXREELS® EZ-Fuel Dispensing Reels** are designed to handle various non-aromatic fuel applications including diesel, kerosene, fuel oil and heating oil.

Coxreels® professional fuel dispensing reels are available in heavy-duty single pedestal (EZ-SH Series) or supreme-duty dual pedestal (EZ-T Series). These fuel reels are an essential component found in utility, ground support, and bulk liquid handling transport services mounted on fuel storage & dispensing systems, fuel/tube trucks, aircraft refuelers, and tank trucks. The convenient uncoiling systems with the added hose control allow the operator to efficiently handle fuel transfers.

### FUEL HOSE SH SERIES

Models are equipped with fuel hose **Note: Do not exceed listed hose O.D. to obtain maximum length.**

HOSE						LESS HOSE		SIZE INDEX
MODEL	I.D.	O.D.	FT.	PSI	APRX. LBS.	MODEL	APRX. LBS.	
<b>EZ-SHF-525</b>	3/4"	1 3/16"	25	300	57	<b>EZ-SHL-N-525-BXN</b>	45	<b>3</b>

### FUEL HOSE T SERIES

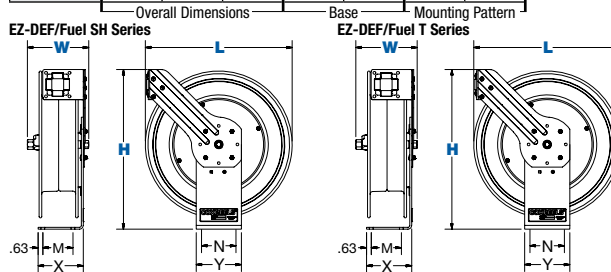
Models are equipped with fuel hose **Note: Do not exceed listed hose O.D. to obtain maximum length.**

HOSE						LESS HOSE		SIZE INDEX
MODEL	I.D.	O.D.	FT.	PSI	APRX. LBS.	MODEL	APRX. LBS.	
<b>EZ-TSHF-550</b>	3/4"	1 3/16"	50	300	91	<b>EZ-TSHL-N-550-BXN</b>	70	<b>5</b>

### REEL DIMENSIONS

Technical Data Sheets Available On Website

SIZE INDEX	W	H	L	X	Y	M	N
<b>1</b>	9 3/8"	21 1/4"	19 1/2"	6"	6"	4"	5"
<b>2</b>	9 7/8"	25 1/2"	24"	6"	6"	4"	5"
<b>3</b>	9 7/8"	25 1/2"	24"	8"	9"	7"	8"
<b>4</b>	12"	25 1/2"	24"	8"	9"	7"	8"
<b>5</b>	10"	25 1/2"	24"	8"	9"	7"	8"



# ACCESSORIES

## SWIVELS & O-RING COMPATIBILITY CHART

	Brass	Zinc Plated Steel	Electroless Nickel Plated Steel	Stainless Steel	Aluminum	Melonized Steel
<b>Available Swivel I.D.</b> Female NPT fittings (*BSPT fittings available)	1/4"	•	•			•
	3/8"	•	•	•		
	1/2"	•	•	•		
	3/4"	•	•	•		
	1"			•	•	
	1 1/2"			•	•	•
	2"			•	•	
<b>Available Swivel Seals</b> (Refer to O-Ring Compatibility Chart for desired application)	Buna	•	•	•	•	
	EPDM	•	•	•	•	
	Viton®	•	•	•	•	•
	AFLAS			•	•	

### O-RING COMPATIBILITY CHART

Intended as a general guideline only. Users must test under their own operating guidelines to determine suitability. Please consult factory if your application is not listed.  
1 = Recommended | 2 = Fair | 3 = Poor | 4 = Unsatisfactory

	ACETYLENE	AIR (-30°F TO +25°F)	AIR (+25°F TO 200°F)	AIR (200°F TO 300°F)	AIR (300°F TO 400°F)	ANTIFREEZE	FUEL OIL / KEROSENE	GREASE (PETROLEUM BASED)	HYDROCHLORIC ACID	MOTOR OIL (PETROLEUM BASED)	NATURAL GAS	NITROGEN	OXYGEN (200°F TO 300°F)	OXYGEN (COLD)	PESTICIDES	STEAM (BELOW 300°F)	STEAM (300°F TO 400°F)	SEA WATER	WATER (UP TO 200°F)
→	1	1	1	3	4	2	1	1	3	1	1	1	4	2	2	4	4	1	1
→	1	1	1	2	4	1	4	4	2	4	4	1	4	2	4	1	2	1	1
→	1	2	1	1	1	2	1	1	1	1	1	2	1	1	2	3	2	2	2
→	1	3	1	1	1	1	2	1	2	1	1	4	2	1	2	3	1	1	1



**Brass Swivels**

CNC machined from solid brass swivels are built for general multi-purpose applications. Configured in a 90 degree fluid path with full flow designed. Working pressure up to 3000 PSI & -40°F to 400°F.



**Zinc Plated Steel Swivels**

Machined from strong low carbon steel and configured in a 90 degree fluid path with full flow designed. Zinc plated steel swivels are recommended for non-corrosive applications. Working pressure up to 5000 PSI & -40°F to 400°F.



**Electroless Nickel Plated Steel Swivels**

Machined from strong low carbon steel and configured in a 90 degree fluid path with full flow designed. Nickel plated steel swivels are recommended for mildly corrosive applications. Working pressure up to 4000 PSI & -40°F to 400°F.



**Stainless Steel Swivels**

Machined from high quality, pure 316 stainless steel and configured in a 90 degree fluid path with full flow design. Stainless steel swivels offer superior corrosion protection. Working pressure up to 5000 PSI & -40°F to 400°F.



**Aluminum Swivels**

Machined from lightweight aluminum and configured in an in-line fluid path with full flow design. Working pressure up to 600 PSI & -40°F to 400°F.



**Melonized Steel Swivels**

Configured in a 90 degree fluid path with 1/4" ports, melonized steel swivels are used for hydraulic applications. Working pressure up to 10,000 psi & -5°F to 400°F.

\*Temperature rating depends on the seal type selected

## HOSE UPGRADES

### Nitrile Hose

Premium high quality, oil resistant, multi-purpose hose that is excellent for air and water service and many other chemical applications. The high tensile textile cord reinforcement provides excellent kink resistance. This industrial grade hose exceeds RMA Class A-High Oil Resistance requirements. Electrically non-conductive with a minimum resistance of one megohm per inch at 1000 volts DC. Temperature Range: -20°F to +212°F.

SUFFIX	TUBE MATERIAL	COVER	REINFORCEMENT BRAIDS	I.D.	O.D.	PSI	WEIGHT (LBS/FT.)
OG	Black Nitrile	Black Neoprene	2 Textile Spirals	1/4"	1/2"	300	0.12
OG	Black Nitrile	Black Neoprene	2 Textile Spirals	3/8"	11/16"	300	0.17
OG	Black Nitrile	Black Neoprene	2 Textile Spirals	1/2"	27/32"	300	0.26
OG	Black Nitrile	Black Neoprene	4 Textile Spirals	3/4"	15/32"	300	0.39

### EPDM Hose

Versatile general purpose hose that is excellent for air and water service and many agricultural chemical transfer applications. The EPDM tube and cover resists heat, sunlight, ozone and weathering. The high tensile textile cord reinforcement provides excellent kink resistance. This industrial grade hose exceeds RMA class C medium oil resistance requirements. Temperature Range: -40°F to +212°F. **NOT SUITABLE FOR THE TRANSFER OF PETROLEUM PRODUCTS.**

SUFFIX	TUBE MATERIAL	COVER	REINFORCEMENT BRAIDS	I.D.	O.D.	PSI	WEIGHT (LBS/FT.)
RH	Black EPDM	Red EPDM	2 Textile Spirals	1/4"	1/2"	300	0.12
RH	Black EPDM	Red EPDM	2 Textile Spirals	3/8"	11/16"	300	0.17
RH	Black EPDM	Red EPDM	4 Textile Spirals	1/2"	27/32"	300	0.25
RH	Black EPDM	Red EPDM	4 Textile Spirals	3/4"	15/32"	300	0.37

### DEF Hose

DEF dispensing hose with stainless steel fittings is designed to convey the high-purity, aqueous urea solution DEF (Diesel Exhaust Fluid). Hose tube compound is specially formulated with low extraction EPDM and peroxide cured to provide superior extraction levels to significantly reduce contamination that can clog a selective catalytic reduction (SCR) system and stop diesel engine of a vehicle. Verified to meet ISO 22241-1. Temperature Range: -40°F to +257°F. Available in 25' & 50' lengths

SUFFIX	TUBE MATERIAL	COVER	REINFORCEMENT BRAIDS	I.D.	O.D.	PSI	WEIGHT (LBS/FT.)
DF	Peroxide cured, low extraction, EPDM	Peroxide cured, low extraction, EPDM	Polyester braid	3/4"	1 1/8"	300	0.30

\*Stainless steel swivel with Viton® seals is required for DEF applications. \*\*Consult factory for different hose length.

## ADAPTORS & REDUCERS



Adaptors are used where the size of the connection device is larger than, or of an equivalent size, to the entry thread of the enclosure.

Reducers are used where the thread size of the entry device is smaller than the entry thread of the enclosure.

### REDUCERS

PART NO.	END FITTING	DESCRIPTION	PSI
10780	NPT	3/8" NPT-Female x 1/4" NPT-Male	300 MAX
7541	NPT	1/2" NPT-Male x 1/4" NPT-Female	150 MAX
7545	NPT	1/2" NPT-Male x 3/8" NPT-Female	200 MAX
7845	NPT	1" NPT-Female x 1/2" NPT-Female	3,000 MAX
7845-1	NPT	1" NPT-Male x 3/4" NPT-Female	3,000 MAX
1578	NPT	1 1/2" NPT-Male x 1 1/4" NPT-Female	300 MAX

### ADAPTORS

PART NO.	END FITTING	DESCRIPTION	PSI
10781	GHT	1/2" NPT - Female x 3/4" Garden - Male	250 MAX
10782	GHT	1/2" NPT - Male x 3/4" Garden - Male	250 MAX
10783	GHT	3/4" NPT - Male x 3/4" Garden - Male	250 MAX
10784	NPT	1" NPT - Male x 1" NPT-Male	4,000 MAX
7540	NPT	1/2" NPT - Male x 3/4" NPT - Female	6,000 MAX
7540-1	NPT	1/2" NPT - Male x 1/4" NPT - Female	6,000 MAX
7765-1	NST	1" NPT - Male x 1" NST - Male	300 MAX
7765-2	NST	1 1/2" NPT - Male x 1 1/2" NST - Male	300 MAX
7817	JIC	1/2" NPT - Male x 7/16-20 (-5) JIC	4,000 MAX
7818	JIC	3/8" NPT - Male x 1/2-20 (-4) JIC	4,000 MAX
7821	BSP	1/2" -14 NPT - Male x 1/4" 19 BSP - Female	4,500 MAX
7848	NPT	1/2" -14 NPT - Male x M14 1 1/2" Female	6,000 MAX
8165	Victaulic	2" NPT - Male x Victaulic	1,000 MAX







# ACCESSORIES

## MOUNTING & ROLLER BRACKETS

PART NO.	REEL SERIES					
	EZ-P	EZ-SH, EZ-MP & EZ-HP	EZ-T	EZ-EN	EZ-P-W & EZ-SHW	EZ-PC
 <p><b>Swing Bracket</b> For vertical surface mounting, allows reel to swing 180°. Powder coated crinkle black 3/16" steel. Weight: 5 lbs.</p>	<b>15720</b>	•	•	•	•	•
	<b>15725</b>			•		
 <p><b>Swivel Bracket</b> For horizontal surface mounting, ball bearing rotation, allows reel to swivel 345°. Powder coated crinkle black heavy gauge steel. Weight: 6 lbs. NOT FOR USE IN CEILING APPLICATIONS.</p>	<b>15721</b>	•	•	•	•	•
 <p><b>EZ-Up Bracket</b> Reel easily slides in &amp; out for easy overhead mounting. Use as an alternative to the #MR-1. Must be ordered with #15724 for "I" or "H" beam installations. Weight: 6.5 lbs.</p>	<b>15723</b>	•	•	•	•	•
 <p><b>EZ-Up "I" or "H" Beam Adapter</b> Must be ordered with #15723. Powder coated crinkle black, all steel construction. Weight: 5 lbs.</p>	<b>15724</b>	•	•	•	•	•
 <p><b>Mounting Bracket</b> For overhead mounting, fits 3" to 8 1/2" flange on "I" or "H" beam. Powder coated crinkle black 3/16" bent steel. Weight: 13 lbs.</p>	<b>MR-1</b>	•	•	•	•	•
	<b>MRT-1</b>			•		
 <p><b>4-Way Roller Bracket</b> Heavy gauge steel, powder coated Coxreels blue (4RB). Available in stainless steel (4RB-SS). Weight: 1 lbs.</p>	<b>4RB</b> 1/4"-3/4"	•	•	•	•	•
	<b>4RB-SS</b> 1/4"-3/4"	•	•	•	•	•

## EZ-S SERIES MOUNTING & ROLLER BRACKETS

PART NO.	EZ-S SERIES MODELS				
	EZ-SR13 & EZ-SL13	EZ-SR15 & EZ-SL15	EZ-SR17 & EZ-SL17	EZ-SR19 & EZ-SL19	
 <p><b>Dual Side Mount Bracket</b> Heavy gauge steel, powder coated crinkle black. Weight: 5 lbs.</p>	<b>15726-13</b>	•			
	<b>15726-15</b>		•		
	<b>15726-17</b>			•	
	<b>15726-19</b>				•
 <p><b>Single Side Mount Bracket</b> Heavy gauge steel, powder coated crinkle black. Weight: 2 lbs.</p>	<b>SMB1</b>	•	•		
	<b>SMB2</b>			•	
	<b>SMB3</b>				•

## PVC INLET HOSE ASSEMBLIES

PART NO.	FITTINGS	I.D.	LENGTH	PSI
<b>5150-1.5</b>	1/4" Male x Female NPT	1/4"	18"	300
<b>5153-1.5</b>	3/8" Male x Female NPT	3/8"	18"	300
<b>5154-1.5</b>	1/2" Male x Female NPT	1/2"	18"	300
<b>5155-1.5</b>	3/4" Male x Male NPT	3/4"	18"	300
<b>5224-1.5</b>	3/8" Male x Male NPT	3/8"	18"	3000
<b>5256-1.5</b>	1/2" Male x Male NPT	1/2"	18"	2500
<b>5290-1.5</b>	3/4" Male x Male NPT	3/4"	18"	1500
<b>5304-1.5</b>	1/4" Male x Male NPT	1/4"	18"	5000
<b>5336-1.5</b>	3/8" Male x Male NPT	3/8"	18"	4000
<b>15717</b>	Garden 3/4" NPTM (w/Part #10781) x 3/4" NP	3/4"	48"	300
<b>5423-1.5</b>	Twin Grade R 1/8" NPTM x BB 9-16 UNF	1/4" Twin	18"	200
<b>5424-1.5</b>	"T" Grade Twin Grade R 1/8" NPTM x BB 9-16 UNF	1/4" Twin	18"	200

## 90° ELBOWS

PART NO.	FITTING THREAD	I.D.	PSI
<b>6088</b>	Brass LP Male x Female NPT	1/4"	300
<b>208</b>	Brass LP Male x Female NPT	3/8"	300
<b>222</b>	Brass LP Male x Female NPT	1/2"	300
<b>385</b>	Brass LP Male x Female NPT	3/4"	300
<b>500</b>	Steel MP Male x Female NPT	3/8"	3000
<b>1671</b>	Steel MP Male x Female NPT	1/2"	3000
<b>15014</b>	Steel MP Male x Female NPT	3/4"	1250
<b>616</b>	Steel HP Male x Female NPT	1/4"	5000
<b>617</b>	Steel HP Male x Female NPT	3/8"	5000

## HOSE STOPS & GUARDS

HOSE STOPS PART NO.	HOSE GUARD PART NO.	HOSE		OVERALL
		I.D.	O.D.	
<b>131</b>	<b>237-1</b>	1/4"	1/2"	2 1/2"
<b>633</b>	<b>237-1</b>	1/4" Twin Line		3 1/2"
<b>131-3</b>	<b>237-1</b>	3/8"	2 1/32"	2 1/2"
<b>131-4</b>	<b>398-1</b>	1/2"	3/4"	2 1/2"
<b>254</b>	-	1/2"	3/4"	3 1/2"
<b>430</b>	<b>398-1</b>	3/4"	1"	3 1/2"
<b>20214</b>	-	1"	1 9/16"	5"
<b>20215</b>	-	1 1/4"	1 11/16"	5"
<b>20216</b>	-	1 1/2"	2 1/16"	5"
<b>20217</b>	-	2"	2 9/16"	5"

## BEND RESTRICTORS

ADD SUFFIX	I.D.	DESCRIPTION	PSI
<b>-BxB</b>	1/4"	Black PVC Bend Restrictor	300
<b>-BxB</b>	3/8"	Black PVC Bend Restrictor	300
<b>-BxB</b>	1/2"	Black PVC Bend Restrictor	300

Designed to limit the degree of bending without compromising the integrity of the hose assembly while also preventing the hose-end from kinking, excessive wearing, and tearing.

## QUICK DISCONNECTS

PART NO.	I.D.	DESCRIPTION	CONNECTION	PSI
<b>10759-1</b>	1/4"	Quick Disconnect	NPT (F)	300
<b>10759-2</b>	3/8"	Quick Disconnect	NPT (F)	300

Quick disconnect couplings thread onto end of hose fitting to provide fast, leak-proof connections for low pressure hose lines. Conveniently connect, interchange, and secure pneumatic tools or other spraying devices to any air, water, chemical or other hose lines.

## 2 YEAR WARRANTY

Products manufactured by Coxreels are warranted for a period of two years from the date of sale to original purchaser. If within such warranty period any such equipment is proved, to Coxreels' satisfaction, to be defective, Coxreels shall be liable for the repair or, at Coxreels' option, replacement when the product is returned, freight prepaid, to Coxreels' plant or a Coxreels' service dealer. Coxreels' obligation hereunder shall be confined to such repair or replacement and shall be further conditioned upon Coxreels receiving written notice of any alleged defect within ten days after its discovery. Coxreels assumes no responsibility for improper choice of models or where products are used in excess of rated capacities and design functions, or under abnormal conditions. We make available a free engineering service to help with any product selection, application or problem.

Warranty is void if the product or any part thereof has been tampered with, altered, or repaired by other than authorized service personnel. Coxreels' responsibility ceases upon delivery to any common carrier, and we do not, unless previously instructed, insure shipments beyond point of delivery to such carrier. Any products, components or accessories that are not manufactured by Coxreels and are supplied by other manufacturers are subject to their respective guarantees or warranties. Certain products will carry their own warranties. Equipment specially built to customers' specifications and requirements is not subject to cancellation nor returnable for credit under any condition. We reserve the right to modify or alter materials, dimensions, design and construction, when necessary, to improve performance.

## RETURN POLICY

- No material will be accepted for return without written authorization by the factory, and a return goods authorization number assigned. Materials must be returned prepaid. A 20% restocking fee and a \$5.00 repacking charge normally applies. No material will be accepted for a credit after one year from the date of purchase. Custom products and special orders are not returnable.

## STATEMENT OF HOSE APPLICATIONS

Coxreels does not manufacture any hose. All hose supplied by Coxreels is selected from reliable commercial sources and is recommended for application on the basis of data supplied by the manufacturer. Coxreels assumes no responsibility for any other application or use. Hose supplied by Coxreels carries the warranty as listed by the manufacturer (90 days).

## TERMS

- Net 30 days on approved credit • Minimum billing \$25.00
- Service charge 11/2% on past due accounts

## FREIGHT

- F.O.B. Factory • Our responsibility ceases upon delivery to common carrier. Consignee must file claim for shortage and damaged freight with the carrier.

## DELIVERY

- Most standard items are shipped in five - ten business days or less. Consult customer service for availability.



## Coxreels' Customer Service - 1.800.269.7335

Call and request a Returned Merchandise Authorization# (RMA #). Warranty claims must be made by authorized Coxreels distributors. Be prepared to give the following information: product model number, serial number and purchase invoice number.

- Replacement parts ordered will be invoiced to your account.
- Once given an RMA #, you must write it on all boxes and paperwork. Coxreels will not accept your return without an RMA #.
- Upon receiving the return, if it is determined to be covered under warranty, a credit memo will be issued and mailed to you for your records.



# SAFETY FIRST



## PLEASE REVIEW ALL SAFETY INFORMATION BEFORE CHOOSING & USING ALL EQUIPMENT

**SERIOUS INJURY, DEATH & DESTRUCTION OF PROPERTY** can result from improper selection or improper use of products described in this catalog. Since COXREELS has no control over the number and variety of applications for which its products may be purchased or the conditions under which they may be used, COXREELS liability on any claim, whether in contract, tort (including negligence), or otherwise, for any loss or damage shall in no case exceed the price paid for product or any part thereof which give rise to claim. However, the general information contained herein shall allow the customer to select and assume all responsibility for product acceptability and fitness for specific applications. As always, COXREELS technical assistance and support is available for your convenience.



### WARNING - USER RESPONSIBILITIES

The customer, installer, and end users shall, through analysis and testing, assume sole **responsibility in making the final selection of reels and accessories**. Furthermore, these parties shall hold COXREELS harmless for all liability, claims, suits, and expenses incurred. These parties shall ensure training, performance, endurance, routine inspections, maintenance, safety precautions and warnings regarding the application are enforced at all times. COXREELS is not responsible for use of products in excess of rated and recommended capacities, design functions, or abnormal conditions.



### CAUTION - PROPER SELECTION OF ACCESSORIES

Coxreels offers a wide variety of accessory items and optional features for its reels. It is the sole responsibility of the customer, installer, and end users to **ensure that the proper items and features have been selected** to fit the application. Consult with Coxreels technical support for available accessories and optional features which will help you to keep your product safe in its environment. These items may include mounting brackets, guards, guides, and electrical components.



### WARNING - FOLLOW INSTRUCTIONS

The customer, installer, and end users shall ensure that all potential users of these products receive **continual training** and access to all relevant **product manuals and safety instructions**. This information should be thoroughly reviewed prior to installation, stored and reviewed continually during use of the product. Coxreels assumes no responsibility for fitness of installation and continued use in specific applications. Any overhead installations should be such that the reel is not supported solely by bolts under tension. A safety chain or cable is necessary to eliminate potential for damage or personal injury.



### IMPORTANT - FOLLOW GOOD MAINTENANCE PRACTICES

When receiving your products, **establish a program** for inspection, testing, and periodic replacement of worn items depending on factors such as; severity of application, frequency of equipment use, and past performance indicators. Use **only properly trained** persons to perform these duties. Update training periodically. **Document** the maintenance, inspections, and testing of products. **Never allow** an improperly functioning reel or accessory product to be put into use.

Documented inspections shall include in part, pressurized units, swivel joints, hose, hose fittings, cable, mounting hardware, roller guides and any such moving parts. Never allow the use of hoses or cables other than what is intended in the design of the reel. Changes in diameter, weight, length, or flexibility can affect the function and may cause damage or personal injury. Consult specific product manuals, or factory, with any questions regarding proper maintenance practices.

The use of any replacement components other than those provided by Coxreels is prohibited. Coxreels shall be held harmless from any improper selection of such components which may affect function and overall safety of the product.

**NOTE:** All designs, specifications, and dimensional data contained in this book are subject to change without notice. No additional warranties, express or implied, including warranties of merchantability for fitness for a particular purpose, are created by the descriptions and depictions of the products on in this book.





# COXREELS®



**CORPORATE HEADQUARTERS:**

Tempe, Arizona USA

Phone: 480.820.6396 Fax: 480.820.5132

Toll Free: 800.COX.REEL Toll Free Fax: 800.229.REEL

[www.coxreels.com](http://www.coxreels.com) [info@coxreels.com](mailto:info@coxreels.com)



**INTERNATIONAL:**

EUROPE / MIDDLE EAST / AFRICA

Phone: +44 (0) 1536 464 990

Fax: +44 (0) 1536 464 999

[www.crireels.com](http://www.crireels.com) [sales@cireels.com](mailto:sales@cireels.com)