

FOCUS ON THE FEATURES **SPRING DRIVEN REELS**

SPRING DRIVEN



PROFESSIONAL GRADE FEATURES :: HOSE REELS



Go online to view videos of features & benefits
www.COXREELS.com

Adjustable solid rubber hose stop for lead length positioning

Versatile guide arm adjusts to wall, floor, ceiling & vehicle mounting

External fluid path with machined from solid brass 90° full-flow NPT swivel that screws directly on 1" solid steel axle, for simple seal maintenance and fast and easy hose installation

High quality steel construction with our durable CPC™ powder coat finish


Heavy duty spun discs with rolled edges for greater strength, made with first of it's kind CNC robotic spin cell

Enclosed factory tuned and matched cartridge-style spring motor for safe and easy maintenance


Heavy gauge 1/4" steel base & support post for maximum stability

ALSO AVAILABLE WITH STAINLESS STEEL construction & swivel


SUPER HUB™ EQUIPPED MODELS: **INCREASED REEL STRENGTH** for more demanding applications with multiple support to the axle



Double axle support on SH, MP & HP Series



Triple axle support with Super Hub™ & a full frame on T Series



MIRROR YOUR REEL
 Reverse your reel with suffix option **-BXR**

